


# 62 WATT

AESTHETIC APPEAL. EFFICIENT INSTALLATION.

## POLY-CRYSTALLINE SILICON PHOTOVOLTAIC ROOF MODULE WITH 62W MAXIMUM POWER

Beautifully complementing standard flat roof tiles of many shapes and sizes, Sharp's ND-62RU2 solar modules offer a clean, unobtrusive look that's especially pleasing to homeowners. These solar modules are quick and easy to integrate into the roof in the same manner as common, flat concrete tiles. They're designed for weather blocking, with water channel design similar to concrete tiles. The module brackets screw to the existing roof battens and roof deck, but no additional framing materials are required. Offering superior durability, they are resistant to moisture, impact and high winds. Sharp's ND-62RU2 solar roof modules are an ideal combination of aesthetics, performance and ease of installation for a wide range of residential new construction.



*Compatible with many brands of standard flat roof tiles used in new residential construction, each solar roof module replaces five concrete tiles.*



*Sharp's solar modules integrate beautifully with standard roof tiles of many colors, becoming nearly "invisible" to the eye.*



## FEATURES

- High-powered module (62W) using 156mm square polycrystalline silicon solar cells
- Sharp's advanced surface texturing process increases light absorption and efficiency while providing a more subdued, "natural" look
- Bypass diodes minimize the power drop caused by shade
- Non-reflective white tempered glass, EVA resin, weatherproof film and black double-anodized aluminum frame for extended outdoor use
- UL Listings: UL1703, cUL
- Sharp modules are manufactured in ISO 9001 certified facilities
- 25-year limited warranty on power output (see dealer for details)

### ELECTRICAL CHARACTERISTICS

Cell	Poly-crystalline silicon
No. of Cells and Connections	18 in series
Open Circuit Voltage (Voc)	10.9V
Maximum Power Voltage (Vpm)	8.7V
Short Circuit Current (Isc)	7.9A
Maximum Power Current (Ipm)	7.04A
Rated Power (Pm)*	62W (+10% / -5%)
Maximum System Voltage	600V
Series Fuse Rating	15A
Type of Output Terminal	Lead Wire with ONAMBA Connector

\* (STC) Standard Test Conditions: 25°C, 1 kW/m<sup>2</sup>, AM 1.5

### MECHANICAL CHARACTERISTICS

Dimensions (A x B x C below)	59" x 15.6" x 1.3" (1498mm x 396mm x 34mm)
Weight	16.5lbs (7.5kg)
Size of Carton	59.4" x 16.3" x 10.2" (1508mm x 413mm x 260mm)
Carton Quantity	6 pcs per carton
Pallet Quantity	72 pcs per pallet
Loading Capacity (48 ft container)	1152 pcs (16 pallets)
Loading Capacity (53 ft container)	1296 pcs (18 pallets)

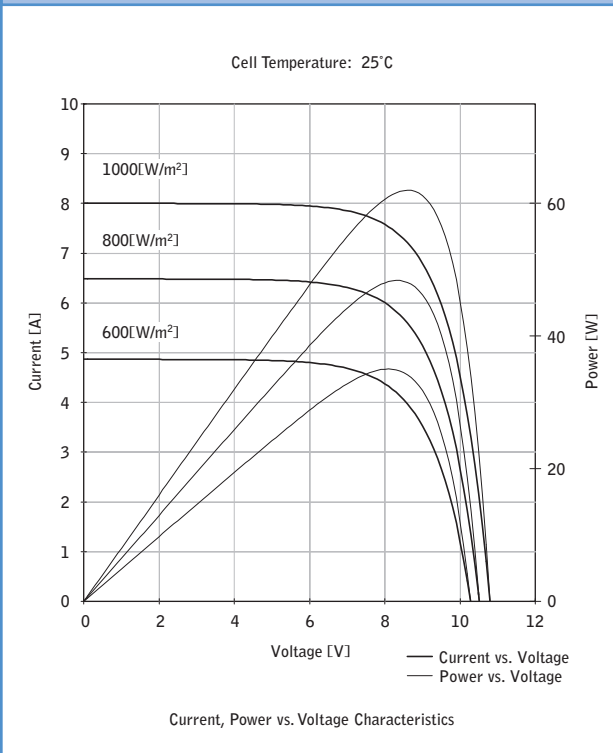
### COMPATIBLE ROOF TILES

Many Popular Brands	Consult Sharp or a Sharp reseller for more information
---------------------	--

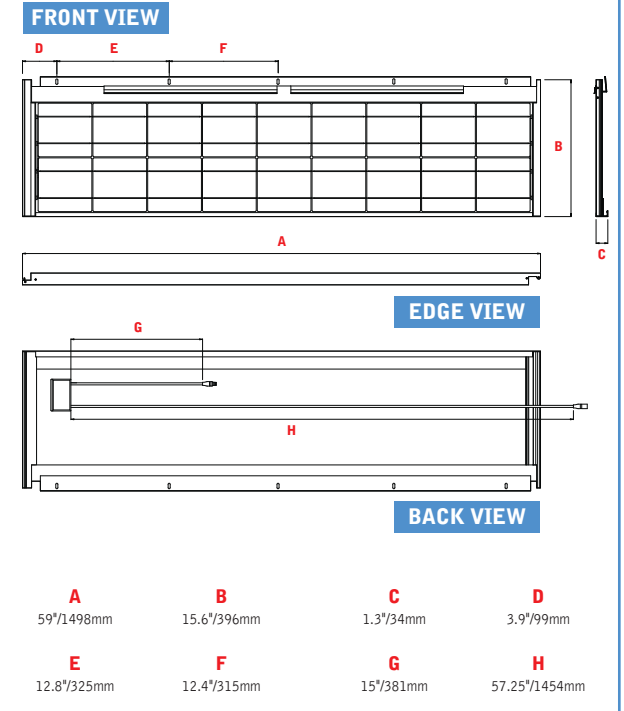
### ABSOLUTE MAXIMUM RATINGS

Operating Temperature (min to max, °F/°C)	-40 to 194°F / -40° to 90°C
Storage Temperature (min to max, °F/°C)	-40 to 194°F / -40° to 90°C

### IV CURVES



### DIMENSIONS



Design and specifications are subject to change without notice.

Sharp is a registered trademark of Sharp Corporation. All other trademarks are property of their respective owners.

Sharp takes no responsibility for any defects that may occur in equipment using any Sharp devices.  
Contact Sharp to obtain the latest product manuals before using any Sharp device.

07F070



Knibb Industries  
707 279-0896

TEL: 800 328 1000 E-mail: sharpusa@sharpusa.com

